



# dimos®

Par des Couvreurs pour les Couvreurs

## MASTER-S Folding Machine

*The powerful workshop folding machine!*



Th Product

- + Comfortable
- + Boosts productivity
- + High precision

**DIMOS**

ZI - 648, rue du Tertre  
BP 80029 - 44151 ANCENIS Cedex FRANCE  
Tel.: +33 (0) 240 832 501 - Fax: +33 (0) 240 832 575  
[contact@dimos.fr](mailto:contact@dimos.fr) - [www.dimos.fr](http://www.dimos.fr)

## Technical features and capabilities

### MASTER-S 2 M FOLDING MACHINE



Features	
Length	2.52 m
Width	0.65 m
Height	1.18 m
Weight	900 Kg
Working length	2 m

Technical capabilities	
400 N/mm <sup>2</sup>	2.00 mm
H24 1/2 hard aluminium A5	2.40 mm
1/4 hard copper	2.00 mm
470 N/mm <sup>2</sup> stainless steel	1.60 mm
Zinc	3.20 mm

Ref.	Ref. Name/contents
084513	MASTER-S 2 m FOLDING MACHINE
984511	MASTER-S 2 m folding machine + electric cutting adaptation + rack stop (motorised shear not included)
984519	2 MASTER-S 2 m folding machine + rack stop

Ref.	Ref. Name/contents
984513	MASTER-S 2 m folding machine + manual cutter (sheet cutting adaptation + Rotalame®)
984512	MASTER-S 2 m folding machine + manual cutter (sheet cutting adaptation + Rotalame®) + rack stop

### MASTER-S 2.5 M FOLDING MACHINE



Features	
Length	3.02 m
Width	0.65 m
Height	1.18 m
Weight	1100 Kg
Working length	2.50 m

Technical capabilities	
400 N/mm <sup>2</sup>	1.20 mm
H24 1/2 hard aluminium A5	1.50 mm
1/4 hard copper	1.25 mm
470 N/mm <sup>2</sup> stainless steel	1.00 mm
Zinc	2.00 mm

Ref.	Ref. Name/contents
084514	MASTER-S 2.50 m FOLDING MACHINE
984520	MASTER-S 2.5 m folding machine + rack stop

Ref.	Ref. Name/contents
984514	MASTER-S 2.50 m folding machine + manual cutter (sheet cutting adaptation + Rotalame®)

## Technical features and capabilities

### MASTER-S 3 M FOLDING MACHINE



Features	
Length	3.52 m
Width	0.65 m
Height	1.18 m
Weight	1300 Kg
Working length	3 m
Technical capabilities	
400 N/mm <sup>2</sup>	1.00 mm
H24 1/2 hard aluminium A5	1.20 mm
1/4 hard copper	1.00 mm
470 N/mm <sup>2</sup> stainless steel	0.80 mm
Zinc	1.60 mm


Ref.	Ref. Name/contents	Ref.	Ref. Name/contents
084515	MASTER-S 3 m FOLDING MACHINE	984510	MASTER-S 3 m folding machine + rack stop
984516	MASTER-S 3 m folding machine + electric cutting adaptation (motorised shear not included)	984515	MASTER-S 3 m folding machine + manual cutter (sheet cutting adaptation + Rotalame®)
984518	MASTER-S 3 m folding machine + electric cutting adaptation + rack stop (motorised shear not included)	984517	MASTER-S 3 m folding machine + manual cutter (sheet cutting adaptation + Rotalame®) + rack stop

### ACCESSORIES AND COMPLEMENTARY PRODUCTS


		MASTER-S 2 m	MASTER-S 2.50 m	MASTER-S 3 m
CUTTING	Manual cutter	Sheet cutting adaptation Ref. 071283 Rotalame Ref. 071228	Sheet cutting adaptation Ref. 071284 Rotalame Ref. 071228	Sheet cutting adaptation Ref. 071285 Rotalame Ref. 071228
	Motorised cutter	Sheet cutting adaptation Ref. 071283 Sheet cutting adaptation Ref. 071280  Electric shears SD 5 Ref. 087302 Electric shears S 1001 N Ref. 087301 Electric shears 2020 Ref. 087306	Sheet cutting adaptation Ref. 071284 Sheet cutting adaptation Ref. 071280  Electric shears SD 5 Ref. 087302 Electric shears S 1001 N Ref. 087301 Electric shears 2020 Ref. 087306	Sheet cutting adaptation Ref. 071285 Sheet cutting adaptation Ref. 071280  Electric shears SD 5 Ref. 087302 Electric shears S 1001 N Ref. 087301 Electric shears 2020 Ref. 087306
STOP	Rear rack stop depth 600 mm	Ref. 084563	Ref. 084564	Ref. 084565

# The benefits of the MASTER-S folding machine


## PRECISION



- **Machined lip** allows for the regular shaping of clamps.



- **Adjusting the apron** means you can change the bend radius according to the materials used.



- The **straightness of the fold** can be adjusted for it to be refined according to the materials and operating



- **Adjusting the clamping pressure** allows the sheet to be held in place according to the material used and its thickness.

## VERSATILITY



- Makes close folds thanks to the **short apron** (20 mm).



- **Side clearances** (60 mm) enable the shaping of trays.




- **MANUAL CUTTING** (optional):
  - Sheet cutting adaptation
  - Rotalame®

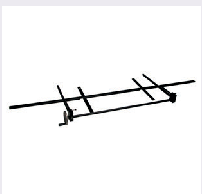


- **MOTORISED CUTTING** (optional):
  - Sheet cutting adaptation
  - Motorised cutting adaptation
  - Electric shears

## BOOSTS PRODUCTIVITY (repetitive work)



- **ANGLE GAUGE**: allows you to make repeated identical folds.



- **BACK GAUGE** (optional): Allows you to measure the depth of the cut or fold and therefore increases productivity.

## COMFORT



- The **two pedals** enable the operator to work hands free to adjust the position of the sheet and make profiles easily.
- The side beam can also be opened and closed with the removable side lever.



- The side beam **cylinders** effortlessly hold it in the open position and ensures optimum safety.
- Maintenance-free (self-lubricating rings)